

# G12++ Sample Questions

Last Updated:  
25.11.2025



The G12++ is a standardised, academically robust exam that certifies the capabilities of refugee youth, opening a pathway to university and employment

# G12++

**Curriculum agnostic** to account for reality of displacement & global applicability

**High bar** on academics, framed to **relevant context**

Conducted **once a year** across all test centers around the same date

Accessible in **refugee camps** & other locations worldwide

Scalable **digitally** to reach thousands



A certificate that ... and mastery of  
proves ... essential  
**high school** **life skills**  
**graduation**  
capabilities  
(at "grade 12"  
level)...

[Watch our  
G12++ video](#)

[here](#)

The G12++ takes a holistic approach to demonstrating students' aptitudes

Taking a 'curriculum-agnostic' approach, the G12++ has been "reverse-engineered" to meet international standards.

- Provides a **high school graduation-equivalent certificate** recognised by universities + employers.
- Each component tests for **critical thinking** and **real-life application** of skills.
- Working closely with our partners, we are ensuring that the exam meets **international standards**.
- All five subjects are assessed across **three demand levels** (D1-D3) to capture **basic, intermediate, and advanced thinking**.

Applicable maths



Scientific thinking



English



Arabic



Life success skills



We have a powerful network developing and supporting the G12++ to ensure it becomes a global standard by 2030

### Advisory Board



**Bhaskar Vira**  
Cambridge University



**Patrick Derham OBE**  
Education Expert



**Liz Jones**  
University of Leicester



**Lena Alfi**  
Malala Fund



**Haifa Al Attia**  
International Baccalaureate



**Pam Delargy**  
Arizona State University



**Chrystina Russell**  
Northeastern University



**Bryon Grigsby**  
Moravian University

### Universities



**Arizona State University**

**MORAVIAN UNIVERSITY**



**UNIVERSITY OF CAMBRIDGE**



### Content partners



### Champions



**Lord Alf Dubs**



**Jane Mann**  
Cambridge Assessment

### Exam Experts



**Newman Burdett**



**Julie Miles**

Are YOU ready to take a 'mini' version of the G12++ exam?

On the following pages, we'll take you through **subject-by-subject**:

1. Skills that the exam tests for
2. On-screen sample of exam questions, providing instructions and 'correct answers' throughout

# Good Luck!

Applicable Maths Section

# Applicable Maths sample questions

## Skills tested in the G12++

This is a map of the skills that each Applicable Maths question measures.

Core Skills	In more details...
Numerical and quantitative reasoning	Understanding & using numbers
	Applying mathematical operations
Functional algebra & logical thinking	Recognizing and using patterns & relationships
	Solving problems using algebraic thinking
Spatial & geometric reasoning	Interpreting shapes and measurements
Interpret evidence and data scientifically	Use graphs and models to interpret the world
	Interpret and inferring scientific data
Data, probability & decision-making	Understanding and interpreting data
	Applying probability and statistical reasoning
Graphical literacy & visual data interpretation	Reading and interpreting graphical information
	Using visual data to support reasoning and decision-making

### Welcome to the G12++ Applicable Maths section

Here, you can show how comfortable you are in applying mathematics to solve problems.

You have 90 minutes to answer exam questions.

- All questions are multiple-choice questions.

### How can you do your best?

**Manage your time:** Keep an eye on the timer and don't spend too long on one question. If you feel stuck, flag the question, move on, and return to it later if you have time.

**Read questions carefully:** Read the full question and all answer options.

**Use the tools provided:** For this section you will have access to an onscreen calculator, and certain questions will provide helpful context with a glossary

**Eliminate wrong answers:** Eliminate options you think are wrong and Make a choice from the remaining options.

**Choose the best option:** There is only one correct answer.

**Check your answers:** If you have time, go back and review your answers.

### Trust your reasoning!

The G12++ tests how you think – not what you memorised.

Use your logic and common sense.

I have read and understood the instructions

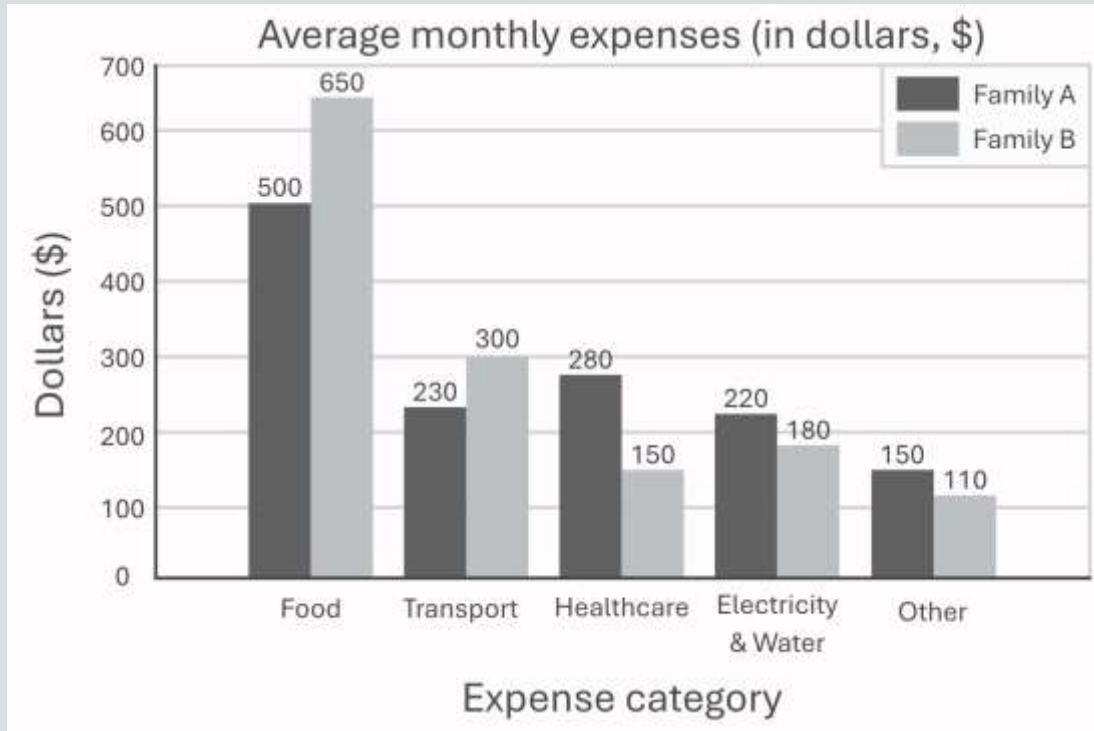
☐ Yes

☐ No

test-takers will have access to an on-screen calculator via the G12++ Exam platform: [Scientific Calculator Online - Free Advanced Calculator](#)



The bar chart below shows the monthly expenses (in dollars) for Family A and Family B.



Which of the statements is **not** true?

- ☐ Family A spends \$40 more than Family B on electricity & water.
- ☐ Family A spends more than Family B on healthcare.
- ☐ Both families A and B spend more money on food than healthcare.
- ☐ Both families spend under 25% of their food budget on the 'Other' category.

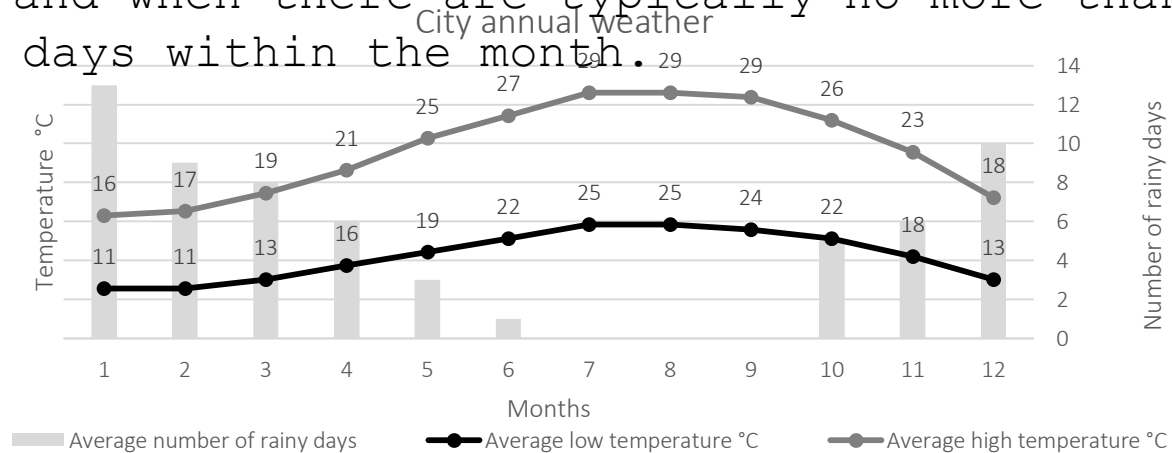
**Key:** Both families spend under 25% of their food budget on the 'Other' category.

**Core skill:** Graphical literacy & visual data interpretation

**Demand level:** D1

You are deciding when your sports team should have a competition with another team in a city nearby.

You must select a month when the temperature will be, on average, cooler than 27°C but at least 22°C, and when there are typically no more than 6 rainy days within the month.



Which is the best month for the competition?

- ☐ Month 10
- ☐ Month 6
- ☐ Month 5
- ☐ Month 11

Key: Month 10

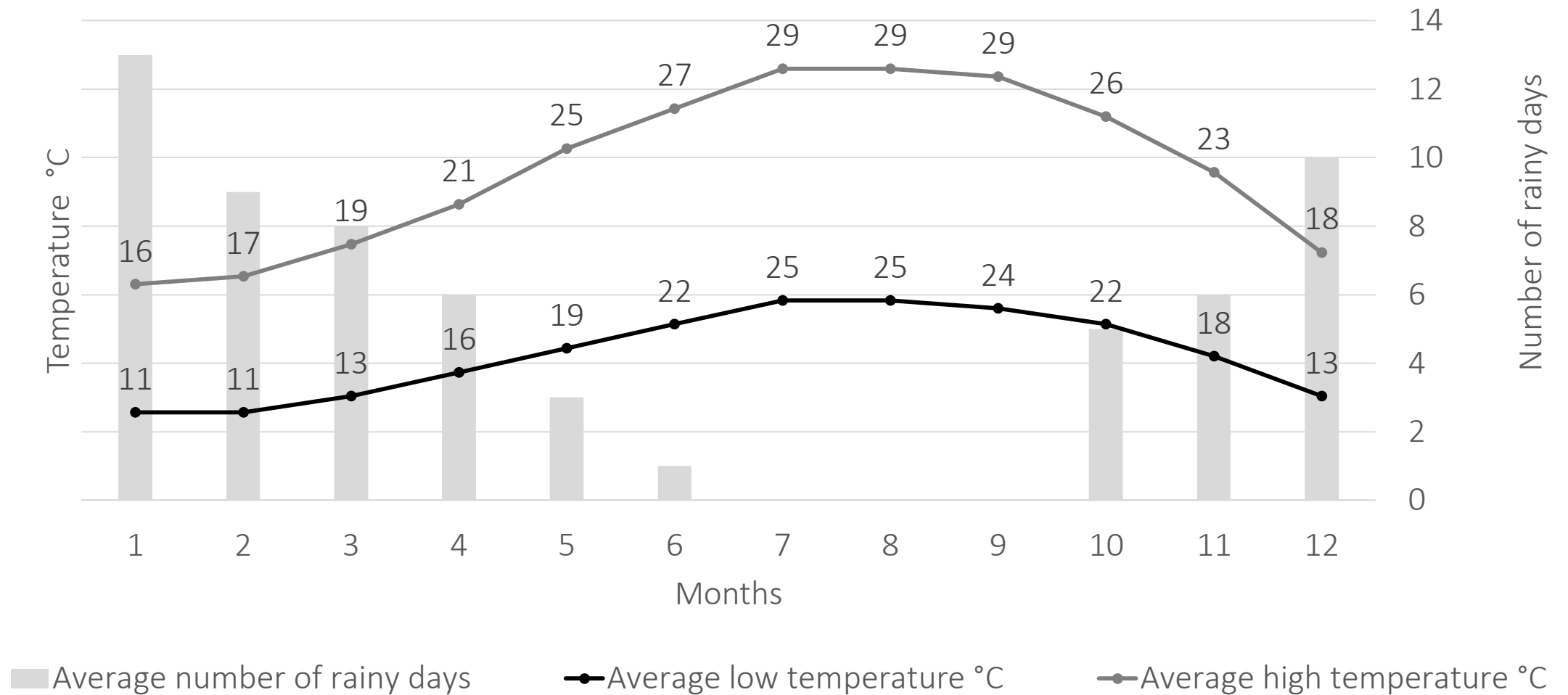
Core skill: Graphical literacy & visual data interpretation

Demand level: D2

Please note:  
this is a “zoom in” of content on preceding page/s

G12++ Exam platform "Questionmark" enables test-takers  
to zoom in on content (e.g. graphs, charts, text) as needed

## City annual weather



You pay \$2 to play a game.

Each time you play there is

- 10% chance of winning \$10
- 30% chance of winning \$4
- 60% chance of winning nothing

Calculate the **expected** net gain or loss per game.

- ☐ \$0.20 gain
- ☐ \$2.20 gain
- ☐ \$1.00 loss
- ☐ \$0.40 loss

Key: \$0.20 gain

Core skill: Data, probability & decision-making

Demand level D2

Here are two equations:

$$5x + y = 20$$

$$3x - y = 10$$

What is the value of  $y$ ?

- ☐ 1.25
- ☐ 5
- ☐ 3.75
- ☐ -1.25

**Key:** 1.25

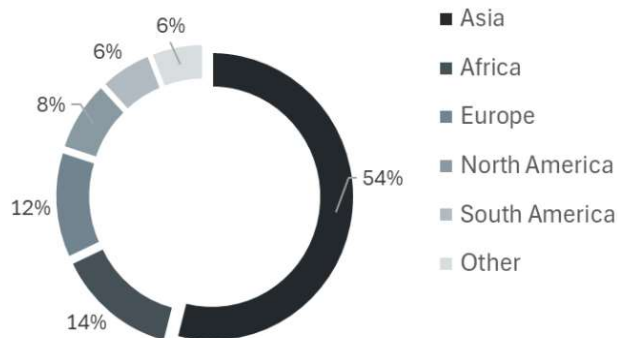
**Core skill:** Algebraic and logical thinking

**Demand level:** D3

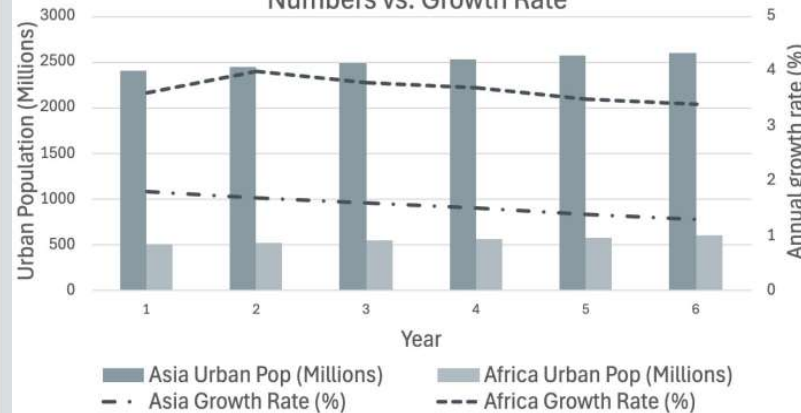
You are studying urban population growth patterns.

This refers to how much the size of populations in urban areas (for example, cities) is changing.

Urban Population by Continent  
percent of people who live in urban areas, 2018



Urban Population Growth:  
Numbers vs. Growth Rate



Based on this data, which conclusion is correct?

- ☐ Urban populations in Asia and Africa are the largest and are decreasing.
- ☐ Urban populations in Europe, North America, and South America are not growing.
- ☐ Growth of urban populations in Asia and Africa is slowing.
- ☐ Asia has the largest urban population and is growing fastest.

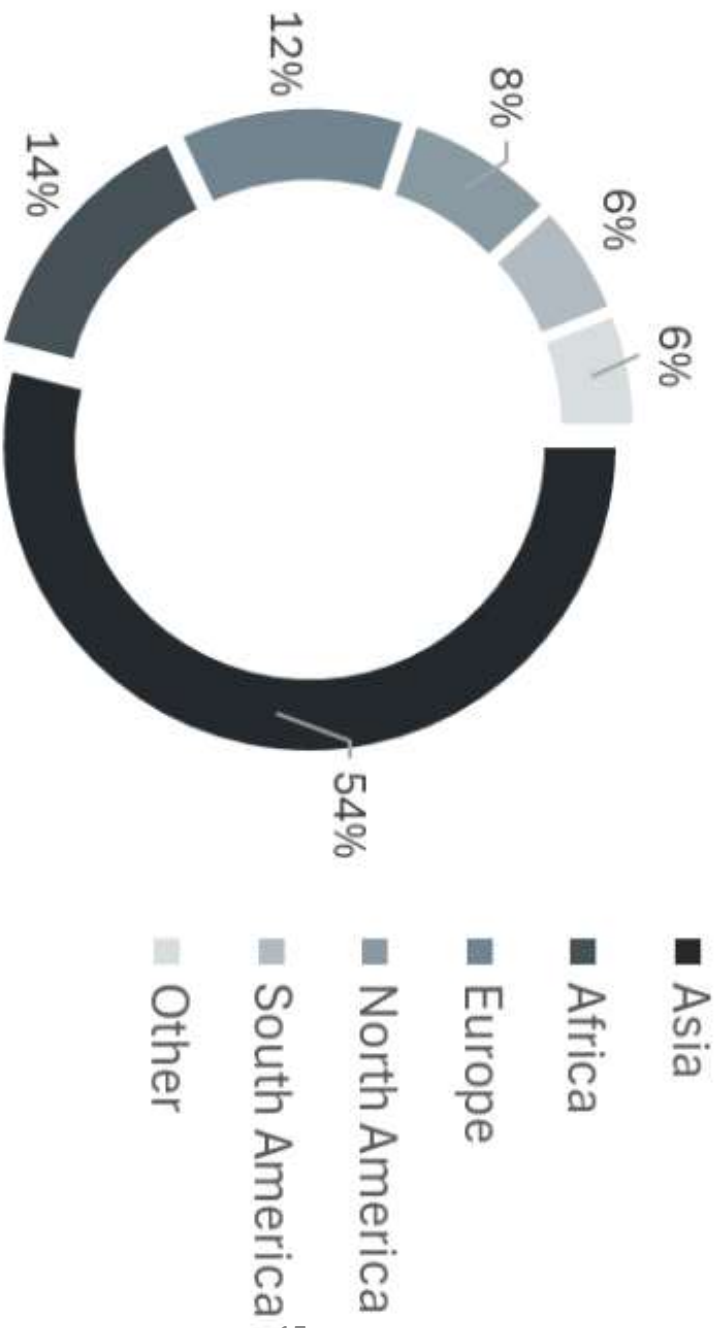
**Key:** Growth of urban populations in Asia and Africa is slowing

**Core skill:** Graphical literacy & visual data interpretation

**Demand level:** D3

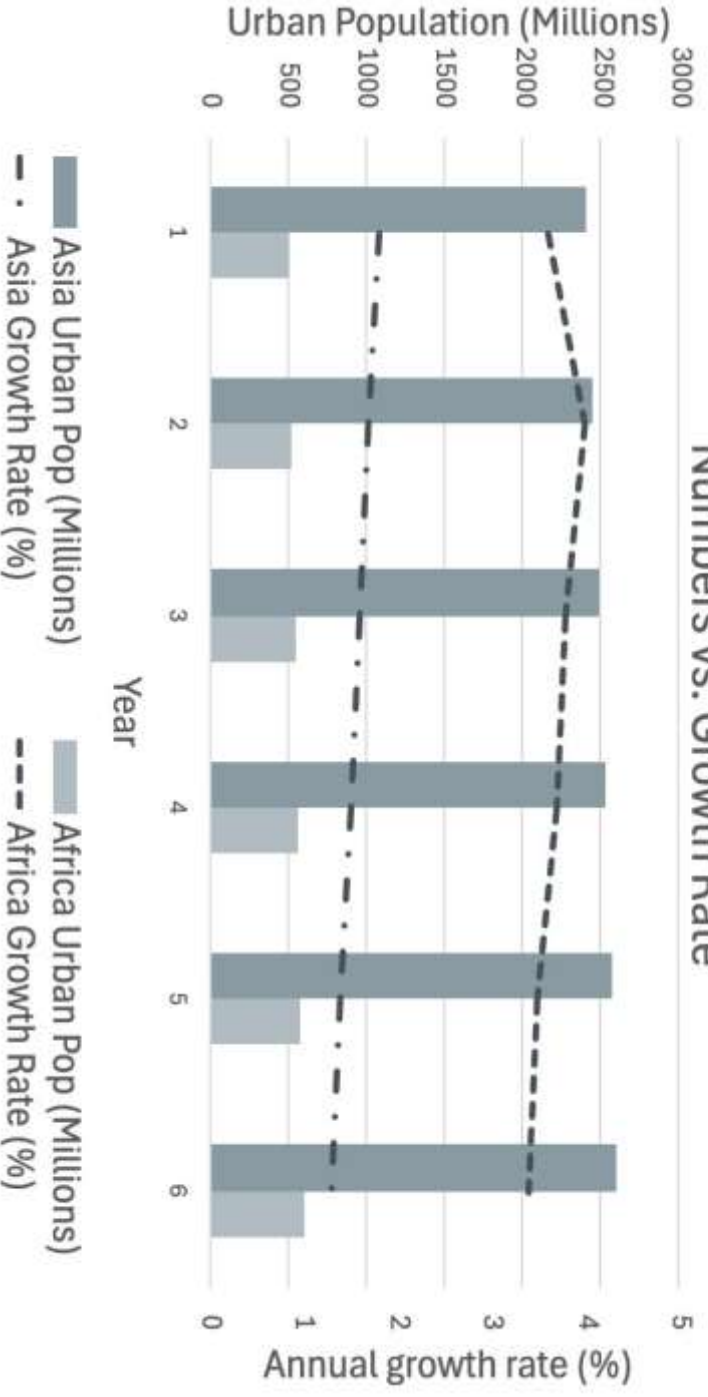
## Urban Population by Continent

percent of people who live in urban areas, 2018



15

## Urban Population Growth: Numbers vs. Growth Rate



Please note:  
this is a “zoom in” of  
content on preceding  
page/s

G12++ Exam platform  
enables test-takers to  
zoom in on content (e.g.  
graphs, charts, text) as  
needed

## Congratulations!

You have come to the end of the  
Applicable Maths section of the G12++.

Please wait quietly in your seat until time is up.

You will then receive further instructions.

### **If you wish to leave early:**

- Log out of the digital portal
- Inform the supervisor



## Scientific Thinking Section

# Scientific Thinking sample

## Skill tested in G12++

This is a map of the skills that each Scientific Thinking question measures.

Core Skill	In more details...
Explain phenomena scientifically	Using everyday application of scientific thinking
	Formulating / Selecting the best hypothesis
Evaluate and design scientific inquiry	Understanding variables and validity
	Repeating experiments and outliers
	Testing hypothesis using evidence-based reasoning
	Using scientific processes and investigation
	Comprehending and analysing scientific texts
	Evaluating scientific methods
Interpret evidence and data scientifically	Use graphs and models to interpret the world
	Interpret and inferring scientific data

### Welcome to the G12++ Scientific Thinking section

- Here, you can show how comfortable you are in applying critical thinking to solve scientific problems.
- You have 90 minutes to answer exam questions.
- All questions are multiple-choice questions.

### How can you do your best?

- Manage your time.
  - Keep an eye on the timer.
  - Don't spend too long on one question.
  - If you feel stuck, flag the question, move on, and return to it later if you have time.
- Read questions carefully.
  - Read the full question and all answer options.
- Use the tools provided.
  - For this section you will have access to an onscreen calculator, and certain questions will provide helpful context with a glossary
- Eliminate wrong answers.
  - Eliminate options you think are wrong.
  - Make a choice from the remaining options.
- Choose the best option.
  - There is only one correct answer.
- Check your work.
  - If you have time, go back and review your work.
- Trust your reasoning!
  - The G12++ tests how you think – not what you memorised.
  - Use your logic and common sense.

I have read and understood the instructions

☐ Yes

☐ No

test-takers will have access to an on-screen calculator via the G12++ Exam platform:  
[Scientific Calculator Online](#)  
 ~ Free Advanced Calculator

You and a group of students have different hypotheses regarding bacteria and soap.

You grow bacteria on two plates: one with hand soap, one without.

Fewer bacteria grow on the plate with soap.



Which hypothesis is **best** supported by the result?

- ☐ Water cleans better than soap.
- ☐ Bacteria use soap as a food source.
- ☐ Soap kills or prevents bacteria from growing.

**Key:** Soap kills or prevents bacteria from growing

**Core skill:** Explain phenomena scientifically

**Demand level:** D1

You investigate how quickly three different solutions of vinegar react with baking soda.

Three beakers of the same size each contain 100 mL of vinegar solution.

You add one teaspoon of baking soda to the first beaker. You record the time it takes for the bubbling to stop.

You repeat this with the other two beakers.



Which of the following is the biggest weakness in this investigation?

- ☐ You used baking soda instead of a stronger base.
- ☐ You only conducted 1 trial for each type of vinegar.
- ☐ You used the same quantities each time you performed the experiment.
- ☐ You measured bubbling time instead of temperature change.

**Key:** You only conducted 1 trial for each type of vinegar

**Core skill:** Evaluate and design scientific inquiry

**Demand level:** D1

You believe that the mass of an object affects how far it slides on a smooth surface when pushed with the same force.

You push blocks of different masses with the same device at the same setting for force, and measure how far each block moves.

Heavier blocks move shorter distances.

You conclude: "Mass affects how far the blocks move."

Which of the following **best** explains your conclusion?

- ☐ The heavier blocks had more friction with the floor, so they slowed down more quickly.
- ☐ The lighter blocks rolled instead of slid, which helped them move longer distances.
- ☐ The blocks slowed down because you pushed them with different forces.
- ☐ The heavier blocks bounced less, so they did not move as far.

**Key:** The heavier blocks had more friction with the floor, so they slowed down more quickly

**Cre skill:** Evaluate and design scientific inquiry

**Demand level:** D1

Two research teams are investigating whether background music improves students' performance on mathematics tests.

**Team X**

- Students from one school are randomly assigned to two groups.
- Music is played during the test for one group of students.
- There is no music played for the other group of students.
- Both groups take the same test under identical conditions, except for the music.
- Team compares the test scores of the students in the groups.

**Team Y**

- Team compares the scores of students from two different schools.
- At one school, music is usually played during tests.
- At the other school, music is never played during tests.
- The schools have different teaching styles and student demographics.

Which team is more likely to identify a cause-and-effect relationship, and why?

- ☐ Team Y, because using multiple schools increases the sample size and accuracy.
- ☐ Team X, because it controls variables and uses random assignment to isolate the effect of music.
- ☐ Team Y, because they use real-world settings, so the students are likely to behave more normally.
- ☐ Team X, because it ensures students are exposed to both test conditions equally.

**Key:** Team X, because it controls variables and uses random assignment to isolate the effect of music

**Core skill:** Evaluate and design scientific inquiry

Demand level: D2

Engineers suggest that installing wind turbines can cause local temperatures to rise slightly at night.

They base this on the following data and observations:

- Temperature records for the past 10 years from areas with and without wind turbines.
- Wind turbines were built 5 years ago. Since then, night temperatures near wind turbines have risen by  $0.5^{\circ}\text{C}$
- In areas without wind turbines, but where other factors were the same, the temperature at night remained steady.
- Wind turbines mix warmer air from higher up in the sky with cooler air nearer the ground.
- Wind patterns were similar across all areas.

Their conclusion:

Wind turbines may be responsible for a slight rise in temperatures at night in the areas where they are installed.



Which evaluation of this conclusion is most reasonable?

- ☐ Valid, because the turbines were the only known change, and mixing of air can explain the warming.
- ☐ Partially valid, because the areas with wind turbines might just have more traffic or new buildings.
- ☐ Invalid, because temperature changes always result from changes in global climate.
- ☐ Partially valid, because  $0.5^{\circ}\text{C}$  is too small to be a real effect in any scientific study.

**Key:** Valid, because the turbines were the only known change, and mixing of air can explain the warming.

**Core skill:** Evaluate and design scientific inquiry

**Demand level:** D3



## Congratulations!

You have come to the end of the Scientific Thinking section of the G12++.

Please wait quietly in your seat until time is up.

You will then receive further instructions.

### **If you wish to leave early:**

- Log out of the digital portal
- Inform the supervisor

## Arabic as a First Language Section

Arabic as a First  
Language sample  
questions

## Skills tested in G12++

This is a map of the skills that each Arabic question measures.

Core Skill	In more details...
Reading comprehension	Understanding meaning
	Evaluating meaning
	Synthesising and critically engaging with texts
Editing & proofreading text	Identifying & correcting errors
	Improving style and effectiveness
Writing and expression	Generating relevant and coherent content
	Organising and presenting ideas effectively
	Using vocabulary effectively
	Applying grammar accurately
	Using mechanics appropriately (spelling & tashkeel / تشكيل, punctuation)

## مرحبًا بك في قسم اللغة العربية في امتحان G12++

هنا يمكنك إظهار مدى براعتك في استخدام مهارات اللغة العربية الفصحى.

لديك 135 دقيقة للإجابة عن الأسئلة.

يتكوّن القسم من 3 أجزاء:

1. القراءة والفهم والاستيعاب

2. التدقيق النحوي والإملائي

3. الكتابة والتعبير

(لا توجد فواصل بين الأجزاء)

## كيف تُقدّم أفضل أداء؟

- نظم وقتك.
  - راقب المؤقت.
  - لا تضيع وقتاً طويلاً على سؤال واحد.
  - إذا واجهت صعوبة، علم السؤال، وانتقل إلى الذي بعده، وارجع إليه لاحقاً إذا سمح الوقت.
- اقرأ الأسئلة بعناية.
  - اقرأ السؤال كاملاً مع جميع الخيارات.
- استبعد الإجابات الخطأ.
  - احذف الخيارات التي تعتقد أنها خطأ.
  - اختر من بين الخيارات المتبقية.
- اختر أفضل إجابة.
  - هناك إجابة واحدة صحيحة.
- راجع إجاباتك.
  - راجع إجاباتك في حال توقّف لديك الوقت.

لقد قرأت هذا وفهمته

☐ نعم

☐ لا

## القراءة والفهم والاستيعاب

لقد قرأت وفهمت هذا

☐ نعم

☐ لا

- ستقرأ عدّة نصوص، ثمّ ستُجيب عن الأسئلة بطريقة اختيار الإجابة الصحيحة من بين عدّة إجابات بعد كلّ نصّ.
- نتمنّى لك حظاً طيباً!

## نصائح إضافية للقراءة والفهم والاستيعاب:

- نظّم وقتك.
- راقب المؤقت.
- لا تقض وقتاً طويلاً على سؤال واحد.
- إذا استعصى عليك سؤال، علّمه، وانتقل إلى الذي بعده، وارجع إليه لاحقاً إذا سمح الوقت.
- اقرأ النصوص بعناية.
- اقرأ النصّ كاملاً – وركّز على العنوان، والأفكار الرئيسة، والمعلومات المهمة.
- اقرأ كلّ سؤال وجميع الخيارات المرتبطة به.
- استبعد الإجابات الخطأ.
- احذف الخيارات التي تعتقد أنّها خطأ.
- اختر من بين الخيارات المتبقية.
- اختر أفضل إجابة.
- هناك إجابة واحدة صحيحة.
- راجع إجاباتك.
- راجع إجاباتك في حال توفّر لديك الوقت.

Please note:

this is a "zoom in" of content on preceding page/s

G12++ Exam platform enables test-takers to zoom in on content as needed

## تعريفات:

"المشروع": يعني:

مشروع تطوير الاستراتيجية الذي سوف تنفذه شركة الخدمات الرائدة لصالح مؤسسة النماء.

"المعلومات السرية" تعني:

جميع المعلومات المتعلقة بالأعمال والشؤون المالية والفنية والتشغيلية والإدارية والقانونية والاقتصادية وغيرها في أي شكل كانت (سواء كانت مكتوبة أو شفوية أو بصرية أو إلكترونية) وسواء كانت ذات صلة مباشرة أو غير مباشرة بالمشروع الذي تم الإفصاح عنه، سواء قبل تاريخ هذه الاتفاقية، أو بعده، مع شركة الخدمات الرائدة، أو أي من ممثليها، من جانب مؤسسة النماء، أو أي من ممثليها، أو ما يلفت انتباه شركة الخدمات الرائدة فيما يتعلق بالمشروع.

جميع المعلومات بأي شكل كانت (سواء كانت مكتوبة أو شفوية أو مرئية أو إلكترونية) المتعلقة بالمشروع أو حالته أو معدل التقدم فيه.

جميع الوثائق والمواد الأخرى التي قد تحتوي على أو تعكس أو يتم إنشاؤها من أي مما سبق ذكره، وجميع النسخ من أي مما سبق ذكره.

جميع التقارير والتحليلات والتصنيفات والدراسات أو أي وثائق أخرى مجهزة من أجل المؤسسة والتي تحتوي على أي معلومة عن المشروع.

## بنود الاتفاقية:

حيث إن طبيعة المشروع المتفق عليه بين الطرفين تقتضي كشف مؤسسة النماء عن جزء من معلوماتها السرية لشركة الخدمات الرائدة فقد اتفق الطرفان على ما يأتي:

تلتزم شركة الخدمات الرائدة بالمحافظة على المعلومات السرية وبأن لا تفصح عن، أو تعيد نشر أو توزيع أي من المعلومات السرية بشكل مباشر أو غير مباشر لأي شخص باستثناء مديريها ومسؤوليها وموظفيها ومقاوليها ووكلائها على أساس "الحاجة إلى المعرفة"، وفقط فيما يتعلق بالمشروع.

لن تقوم شركة الخدمات الرائدة أو أي من ممثليها، دون الحصول على موافقة خطية من مؤسسة النماء، باستخدام المعلومات السرية لأي غرض كان عدا نطاق المشروع، كما أنها لن تقوم أو تسمح بمشاركة أو نشر معلومات عن المشروع لأي طرف آخر.

لا يجوز نسخ المعلومات السرية لأية شكل غير مصرح به، ولا يجوز استخدامها.

## اتفاقية سرية المعلومات بين مؤسسة النماء وشركة الخدمات الرائدة

## التعريفات:

الفقرة

"المشروع": يعني:

مشروع تطوير الاستراتيجية الذي سوف تنفذه شركة الخدمات الرائدة لصالح مؤسسة النماء.

١

"المعلومات السرية" تعني:

٢

جميع المعلومات المتعلقة بالأعمال والشؤون المالية والفنية والتشغيلية والإدارية والقانونية والاقتصادية وغيرها في أي شكل كانت (سواء كانت مكتوبة أو شفوية أو بصرية أو إلكترونية) وسواء كانت ذات صلة مباشرة أو غير مباشرة بالمشروع الذي تم الإفصاح عنه، سواء قبل أو بعد تاريخ هذه الاتفاقية مع شركة الخدمات الرائدة أو أي من ممثليها من قبل مؤسسة النماء أو أي من ممثليها أو ما يلفت انتباه شركة الخدمات الرائدة فيما يتعلق بالمشروع.

٣

جميع المعلومات بأي شكل كانت (سواء كانت مكتوبة أو شفوية أو مرئية أو إلكترونية) المتعلقة بالمشروع أو حالته أو معدل التقدم فيها.

٤

جميع الوثائق والمواد الأخرى التي قد تحتوي على أو تعكس أو يتم إنشاؤها من أي مما سبق ذكره، وجميع النسخ لأي مما سبق ذكره.

٥

جميع التقارير والتحليلات والتصنيفات والدراسات أو أي وثائق أخرى مجهزة من أجل المؤسسة والتي تحتوي على أي معلومة عن المشروع.

٦

## بنود الاتفاقية:

حيث إنّ طبيعة المشروع المتفق عليه بين الطرفين تقتضي كشف مؤسسة النماء عن جزء من معلوماتها السرية لشركة الخدمات الرائدة فقد اتفق الطرفان على ما يلي:

٧

أنت تعمل في شركة الخدمات الرائدة وخلال تنفيذ المشروع، اتّصل زميلك في الشركة بصديق له يعمل في شركة أخرى لمجرّد "إبداء الرأي" بعد إعطائه نبذة عن المشروع. وفقاً للاتفاقية، كيف يُصنّف هذا التصرف؟

☐ مقبول ما دام الأمر لم يشمل إرسال وثائق مكتوبة رسمياً.

☐ مرفوض لأنه لا يسمح لمن يعمل في شركة أخرى إبداء الرأي.

☐ مقبول إذا حصل على موافقة من مدير مؤسسة النماء خلال مكالمة هاتفية.

☐ مرفوض لأنّه يُعدّ إفصاحاً غير مصرّح به عن معلومات سرية.

Key:

مرفوض لأنه يُعدّ إفصاحاً غير مصرّح به لمعلومات سرية.

Core skill: Reading Comprehension

## اتفاقية سرية المعلومات بين مؤسسة النماء وشركة الخدمات رائدة

## التعريفات:

الفقرة

"المشروع": يعني:

مشروع تطوير الاستراتيجية الذي سوف تنفذه شركة الخدمات رائدة لصالح مؤسسة النماء.

١

"المعلومات السرية" تعني:

٢

جميع المعلومات المتعلقة بالأعمال والشؤون المالية والفنية والتشغيلية والإدارية والقانونية والاقتصادية وغيرها في أي شكل كانت (سواء كانت مكتوبة أو شفوية أو بصرية أو إلكترونية) وسواء كانت ذات صلة مباشرة أو غير مباشرة بالمشروع الذي تم الإفصاح عنه، سواء قبل أو بعد تاريخ هذه الاتفاقية مع شركة الخدمات رائدة أو أي من ممثليها من قبل مؤسسة النماء أو أي من ممثليها أو ما يلفت انتباه شركة الخدمات رائدة فيما يتعلق بالمشروع.

٣

جميع المعلومات بأي شكل كانت (سواء كانت مكتوبة أو شفوية أو مرئية أو إلكترونية) المتعلقة بالمشروع أو حالته أو معدل التقدم فيها.

٤

جميع الوثائق والمواد الأخرى التي قد تحتوي على أو تعكس أو يتم إنشاؤها من أي مما سبق ذكره، وجميع النسخ لأي مما سبق ذكره.

٥

جميع التقارير والتحليلات والتصنيفات والدراسات أو أي وثائق أخرى مجهزة من أجل المؤسسة والتي تحتوي على أي معلومة عن المشروع.

٦

## بنود الاتفاقية:

حيث إنّ طبيعة المشروع المتفق عليه بين الطرفين تقتضي كشف مؤسسة النماء عن جزء من معلوماتها السرية لشركة الخدمات رائدة فقد اتفق الطرفان على ما يلي:

٧

ما الفرق بين الالتزام بالمحافظة على السرية في أثناء المشروع الواردة في الفقرة 8 من النص وبين الالتزام بالتخلص من المعلومات بعد انتهاء المشروع الوارد في الفقرة 12 من النص؟

- ☐ الالتزام أثناء المشروع يحدّد نطاق الاستخدام، بينما التخلص بعده يضمن عدم استمرار أي أثر للمعلومات بعد الانتهاء من المشروع.
- ☐ الالتزام في أثناء المشروع يشمل كل المعلومات بجميع نسخها، بينما التخلص بعده يقتصر على النسخ الأصلية فقط.
- ☐ الالتزام في أثناء المشروع يتعلّق بالمعلومات الخاصة بالمشروع فقط، بينما التخلص بعده يشمل المعلومات الأخرى أيضاً.
- ☐ الالتزام في أثناء المشروع يشمل مديري الشركة ومسؤوليها وموظفيها ومقاوليها ووكلاءها، والالتزام بعده يقتصر على المديرين فقط.

Key:

الالتزام أثناء المشروع يحدد نطاق الاستخدام، بينما التخلص بعده يضمن عدم استمرار أي أثر للمعلومات بعد الانتهاء من المشروع.



## التدقيق النحوي والإملائي

لقد قرأت هذا وفهمته

☐ نعم☐ لا

- ستُعرض عليك نصوص قصيرة، يحتوي كلّ منها على خطأ واحد.
- بعد كلّ نصّ، ستجد عدّة خيارات لتصحيحه. اختر أفضل خيار منها.
- نتمنّى لك حظاً طيباً!

## نصائح إضافية للتدقيق النحوي والإملائي:

- نظم وقتك.
  - راقب الوقت
  - لا تضيّع وقتاً طويلاً على سؤال واحد.
  - إذا استعصى عليك سؤال، علّمه، وانتقل إلى السؤال الذي بعده، وارجع إليه لاحقاً إذا سمح الوقت.
- اقرأ الأسئلة بعناية.
  - اقرأ السؤال كاملاً وجميع الخيارات.
  - استبعد الإجابات الخطأ.
  - احذف الخيارات التي تعتقد أنّها خطأ.
  - اختر من بين الخيارات المتبقية.
- اختر أفضل إجابة.
  - هناك إجابة واحدة صحيحة .
  - راجع إجاباتك.
  - راجع إجاباتك في حال توفّر لديك الوقت.

أيُّ من التّعدّيلات الآتية يعدّ ضروريًّا لتصحيح النّصّ؟

- ☐ رؤيتهم ← رؤيتها
- ☐ لن ← لم
- ☐ خلفه ← خلفًا
- ☐ مثقلًا ← مثقلٌ

في اللّيلة الأخيرة قبل الرّحيل، جلس يوسف بجانب حقيبتّه المفتوحة، يفكّر في الذّكريات التي تركها خلفه، والوجوه التي لن يتمكّن من رؤيتهم مرّة أخرى. كان قلبه مثقلًا بالشّوق والتّردّد، لكنه يعلم أنّه لا مفرّ من السفر.

Key:

رؤيتها ← رؤيتهم

Core skill: Editing & proofreading  
text

أيُّ من التّعدّيلات الآتية يعدّ ضروريًّا لتصحيح النّصّ؟

- ☐ ارتفاع ← إرتفاع
- ☐ تعزيز ← تعرّز
- ☐ الانتباه ← الإنتباه
- ☐ بانتظام ← باننظام

تُعَدّ ممارسة الرّياضة من الأنشطة الأساسيّة للحفاظ على صحّة الجسم والعقل. فهي تقوّي العضلات والعظام، وتحسّن الدّورة الدّمويّة وتقلّل من خطر الإصابة بالأمراض المزمنة مثل تصلّب الشرايين وارتفاع ضغط الدم والسّكر. وللرّياضة دور كبير في تحسين المزاج، وتقليل التوتّر والقلق، وتعزيز القدرة على التّركيز والانتباه. ينصح الأطباء بممارسة التّمارين البدنيّة بانتظام، حتّى لو كانت بسيطة مثل المشي اليوميّ، لتحقيق التّوازن الصحيّ وتحفيز النّشاط والطّاقة في الحياة اليوميّة.

Key:

بانتظام ← بانتظام

Core skill: Editing & proofreading text

Demand level: D3

لقد قرأت وفهمت هذا

☐ نعم

☐ لا

### الكتابة والتعبير

- سيطلب منك الإجابة على سؤالين كتابيين.
- لكل واحد، اكتب حوالي 200-250 كلمة.
- يجب أن:
- تجيب على السؤال بشكل مباشر وواضح
- تنظم أفكارك بطريقة مرتبة
- تستخدم مفردات وقواعد صحيحة، مع مراعاة الإملاء وعلامات الترقيم
- حاول أيضاً أن:
- تشرح أفكارك باستخدام أمثلة أو أسباب
- تجيب عن أسئلة أو آراء مختلفة قد تظهر في الموضوع
- بالتوفيق!

### نصائح إضافية للكتابة والتعبير:

استخدم التعليمات.

- اقرأ السؤال كاملاً – وانتبه للموضوع، والشكل المطلوب، والنقاط التي يجب أن تتناولها.
- أجب على كل ما يطلبه السؤال.
- خطط قبل أن تبدأ.
- خذ دقيقة لتنظيم أفكارك الأساسية.
- اكتب مخططاً سريعاً لترتيب النقاط.
- التزم بعدد الكلمات.
- لا تكتب قليلاً جداً أو كثيراً جداً.
- راجع إجابتك.
- إذا كان لديك وقت، ارجع واقرأ ما كتبت.
- عدّل رسالتك أو اللغة (مفردات، قواعد، إملاء...) إذا لزم الأمر.

تعليمات للطلاب :

سيُطلب منك الردّ على سؤالين .  
يجب أن يكون ردّك على كلّ سؤال نحو 200 إلى 250 كلمة .  
يجب أن تتضمّن ردودك ما يأتي :

- الإجابة عن كلّ سؤال على نحو مباشر وواضح
- عرض أفكارك بطريقة منظّمة ومتسلسلة
- استخدام مجموعة مناسبة من المفردات، مع الالتزام بقواعد النّحو، والإملاء، وعلامات التّرقيم بشكل صحيح
- ويُفضّل أيضًا أن :
- تدعّم أفكارك بشروح وأمثلة منطقية
- تردّد على وجهات النّظر المختلفة أو الاحتمالات المعارضة (إن وجدت)

The test-taker will have a large text box in which to type in their written responses. The box on the Questionmark platform is far larger than the one seen here.

الموضوع:

خلال حصّة درسيّة حول تطوير الذات، طُلب منك ومن زملائك إعداد كلمة قصيرة حول كيفية التّعامل البناء مع النّقد.

المطلوب:

اكتب كلمة قصيرة لتلقيها أمام زملائك في الصّفّ.

مضمون الكتابة:

- تجربة واقعيّة أو متخيّلة تلقّيت فيها نقدًا مفيدًا.
- طريقة محدّدة ساعدتك على تقبّل النّقد والاستفادة منه.
- توصية واحدة لزملائك حول كيفية تحويل النّقد إلى فرصة للتطوّر.

تهانينا!  
لقد وصلت إلى نهاية قسم اللغة العربيّة في  
امتحان . G12++

يرجى أن تبقى هادئاً في مقعدك حتّى انتهاء  
الوقت.  
ستصلك التّعليمات التّالية بعد ذلك.

English as a Second Language Section

English as a  
Second  
Language sample

## Skills tested in G12++

This is a map of the skills that each English question measures.

Core Skill	In more details...
Reading comprehension	Understanding meaning
	Evaluating meaning
	Synthesising and critically engaging with texts
Listening comprehension	Understanding meaning
	Evaluating meaning
	Interpreting speaking tone and indirect/contextual clues
Writing and expression	Generating relevant and coherent content
	Organising and presenting ideas effectively
	Using vocabulary effectively
	Applying grammar accurately
	Using mechanics appropriately (spelling & punctuation)



**Welcome to the G12++ English as 2<sup>nd</sup> Language section**

Here, you can show how comfortable you are in using English language skills.  
You have 3 hours to answer exam questions.

There will be 3 parts:

- Listening comprehension
  - Reading comprehension
  - Writing and expression
- (there are no breaks between these)

**How can you do your best?**

Manage your time.

- Keep an eye on the timer.
- Don't spend too long on one question.
- If you feel stuck, flag the question, move on, and return to it later if you have time.

Read questions carefully.

- Read the full question and all answer options.

Eliminate wrong answers.

- Eliminate options you think are wrong.
- Make a choice from the remaining options.

Choose the best option.

- There is only one correct answer.

Check your work.

- If you have time, go back and review your work.

I have read and understood the instructions

- ☐ Yes
- ☐ No

Please note: this mini-test does not include Listening Comprehension, even though it IS tested on the G12++

**Instructions for the Reading comprehension:**

- Here, you will be given several texts to read, followed by some multiple choice questions about each text.
- Good luck!

**Some additional tips for Reading comprehension:**

- Manage your time.
  - Keep an eye on the timer.
  - Don't spend too long on one question.
  - If you feel stuck, flag the question, move on, and return to it later if you have time.
- Read materials carefully.
  - Read the whole text carefully – pay attention to the title, key facts, and main messages.
  - Read each question and all answer options for it.
- Eliminate wrong answers.
  - Eliminate options you think are wrong.
  - Make a choice from the remaining options.
- Choose the best option.
  - There is only one correct answer.
- Check your work.
  - If you have time, go back and review your work.

I have read and understood the instructions

☐ Yes

☐ No

Section  
1

## Al Noor Community Clinic – Shift Update

- 2 Dear Staff,  
As you may know, we have recently conducted a survey to better understand patient preferences. Insights from this survey will be used to guide improvements.
- 3 Beginning next week, the evening shift will start at 1:30 p.m. instead of 3:00 p.m. This will impact working hours for most of our staff. The updated clinic schedule is posted in the cafeteria for easy reference.
- 4 At the end of each shift, handover notes for any patients who still require follow-up must be completed and filed. This ensures the incoming team can continue with any next steps required. All file cabinets containing patient records must be locked before staff leave, to maintain patient confidentiality.
- 5 The clinic will continue to close at 9:00 p.m. All staff are expected to assist with cleaning, organizing equipment, and preparing examination rooms for the next day. This way, morning staff can focus on providing high quality medical care.
- If you have any questions, your Supervisor has an

Section  
7

## Warehouse Safety Reminder

- 8 We have noticed several incidents involving misplaced tools and equipment. To improve safety, please sign out any tools you use and return them before you leave. You can do this at the front desk, which is open 24/7. This helps us keep track of equipment and prevent accidents.
- 9 Every Thursday at 10 a.m., there will be a safety inspection. This will be conducted by the Safety Officer, in line with our Safety Policies. You can find a hard copy of these policies at the front desk or request them by email from your manager.
- 10 If you see any hazards – such as blocked exits, broken shelves, or even situations where something almost went wrong – please report them to the Safety Officer immediately. Reporting “near-misses” helps us address problems before they cause harm.  
Warning: not reporting hazards can lead to serious problems, such as the risk of injury.
- 11 Each month, one staff member who suggests a helpful safety improvement will receive a recognition award.
- 12 Let’s work together to keep our warehouse safe for

Please note:

this is a “zoom in” of content on preceding page/s  
G12++ Exam platform enables test-takers to zoom in on content as needed

1 **Al Noor Community Clinic – Shift Update**

2 Dear Staff,  
As you may know, we have recently conducted a survey to better understand patient preferences. Insights from this survey will be used to guide improvements.

3 Beginning next week, the evening shift will start at 1:30 p.m. instead of 3:00 p.m. This will impact working hours for most of our staff. The updated clinic schedule is posted in the cafeteria for easy reference.

4 At the end of each shift, handover notes for any patients who still require follow-up must be completed and filed. This ensures the incoming team can continue with any next steps required. All file cabinets containing patient records must be locked before staff leave, to maintain patient confidentiality.

5 The clinic will continue to close at 9:00 p.m. All staff are expected to assist with cleaning, organizing equipment, and preparing examination rooms for the next day. This way, morning staff can focus on providing high quality medical care.

If you have any questions, your Supervisor has an “open door policy”.

6 Thank you for your cooperation,  
Management

Section

**Key:** The importance of following rules and procedures

**Core skill:** Reading comprehension

Demand level: D1

involving misplaced tools and equipment. To improve safety, and return them before you leave. You can do this at the front

What idea is referred to in **both** workplace messages?

- ☐ the changes that are happening soon
- ☐ the need to ensure staff safety
- ☐ the importance of following rules and procedures
- ☐ the prevention of problems through good communication

1 **Al Noor Community Clinic – Shift Update**

2 Dear Staff,  
As you may know, we have recently conducted a survey to better understand patient preferences. Insights from this survey will be used to guide improvements.

3 Beginning next week, the evening shift will start at 1:30 p.m. instead of 3:00 p.m. This will impact working hours for most of our staff. The updated clinic schedule is posted in the cafeteria for easy reference.

4 At the end of each shift, handover notes for any patients who still require follow-up must be completed and filed. This ensures the incoming team can continue with any next steps required. All file cabinets containing patient records must be locked before staff leave, to maintain patient confidentiality.

5 The clinic will continue to close at 9:00 p.m. All staff are expected to assist with cleaning, organizing equipment, and preparing examination rooms for the next day. This way, morning staff can focus on providing high quality medical care.

If you have any questions, your Supervisor has an “open door policy”.

6 Thank you for your cooperation,  
Management

Which statement best represents how **both** management teams view their staff’s role in workplace success?

- ☐ Staff need constant supervision to work properly.
- ☐ Staff are responsible for following rules exactly.
- ☐ Staff are motivated by recognition for good performance.
- ☐ Staff should follow procedures and may suggest improvements.

**Key:** Staff should follow procedures and may suggest improvements

**Core skill:** Reading comprehension

involving misplaced tools and equipment. To improve safety, and return them before you leave. You can do this at the front

1 **Al Noor Community Clinic – Shift Update**

2 Dear Staff,  
As you may know, we have recently conducted a survey to better understand patient preferences. Insights from this survey will be used to guide improvements.

3 Beginning next week, the evening shift will start at 1:30 p.m. instead of 3:00 p.m. This will impact working hours for most of our staff. The updated clinic schedule is posted in the cafeteria for easy reference.

4 At the end of each shift, handover notes for any patients who still require follow-up must be completed and filed. This ensures the incoming team can continue with any next steps required. All file cabinets containing patient records must be locked before staff leave, to maintain patient confidentiality.

5 The clinic will continue to close at 9:00 p.m. All staff are expected to assist with cleaning, organizing equipment, and preparing examination rooms for the next day. This way, morning staff can focus on providing high quality medical care.

If you have any questions, your Supervisor has an “open door policy”.

6 Thank you for your cooperation,  
Management

Section

**Key:** Patients would rather have earlier appointment

**Core skill:** Reading comprehension

involving misplaced tools and equipment. To improve safety, and return them before you leave. You can do this at the front

What can we infer about why the Al Noor Clinic changed its evening shift time (Sections 2 and 3)?

- ☐ Patients would rather have earlier appointments.
- ☐ The clinic is trying to compete with other medical centers.
- ☐ Staff complained about working late hours.
- ☐ The clinic wants to save money on staff costs from long working hours.



1 **Al Noor Community Clinic – Shift Update**

2 Dear Staff,  
As you may know, we have recently conducted a survey to better understand patient preferences. Insights from this survey will be used to guide improvements.

3 Beginning next week, the evening shift will start at 1:30 p.m. instead of 3:00 p.m. This will impact working hours for most of our staff. The updated clinic schedule is posted in the cafeteria for easy reference.

4 At the end of each shift, handover notes for any patients who still require follow-up must be completed and filed. This ensures the incoming team can continue with any next steps required. All file cabinets containing patient records must be locked before staff leave, to maintain patient confidentiality.

5 The clinic will continue to close at 9:00 p.m. All staff are expected to assist with cleaning, organizing equipment, and preparing examination rooms for the next day. This way, morning staff can focus on providing high quality medical care.

If you have any questions, your Supervisor has an “open door policy”.

6 Thank you for your cooperation,  
Management

Section

**Key:** The sections combine to create a safety system based on prevention

**Core skill:** Reading comprehension

involving misplaced tools and equipment. To improve safety, and return them before you leave. You can do this at the front

How are the different sections of the Warehouse Safety Reminder organized to help create a safe workplace?

- ☐ The sections move from preventing problems to responding to emergencies.
- ☐ Each section handles a different type of workplace accident.
- ☐ The sections progress from individual responsibilities to team-wide safety requirements.
- ☐ The sections combine to create a safety system based on prevention.

**English as 2<sup>nd</sup> language - Writing and Expression:**

- You will be asked to respond to 2 prompts.
  - For each one, write a response of around 250 words.
- You must:
  - answer prompts directly and clearly
  - organise your response in a well-structured way
  - use a range of correct vocabulary, grammar, and mechanics (spelling, punctuation, etc).
- Try your best to also:
  - explain your ideas with reasons or examples
  - respond to possible questions or different potential opinions
- Good luck!

**Some additional tips for Writing and Expression:**

- Use the prompt.
  - Read the full prompt – pay attention to the topic, format, and content to include in your response.
  - Answer everything the prompt asks for.
- Plan before you start.
  - Take a minute to structure your main ideas.
  - Make a quick outline to organise your points.
- Stick to the word count
  - Don't write far too much or far too little.
- Check your work.
  - If you have time, go back and review your response.
  - If needed, adjust your messages, vocabulary, grammar, spelling, punctuation, or other mistakes.

I have read and understood the instructions

☐ Yes

☐ No



Topic:

Misinformation on social media is a big problem that can change how people think and make their decisions. You are an assistant teacher. You are preparing a lecture for your teenage students. The lecture is about why identifying misinformation on social media is important.

Format:

Write the lecture you plan to give.

Content: you must include in your writing

- two examples that show the dangers of misinformation on social media
- two tips to help your students check news and become better at spotting misinformation on social media.

**Instructions for Test-takers:**

You will be asked to respond to two prompts.  
For each one, write a response of around **200-250 words**.  
You must:

- answer prompts directly and clearly
- organise your response in a well-structured way
- use a range of correct vocabulary, grammar, and mechanics (spelling, punctuation, etc).

Try your best to also:

- explain your ideas with reasons or examples
- respond to possible questions or different potential opinions

The test-taker will have a large text box in which to type in their written responses.

The box on the Questionmark platform is far larger than the one seen here.

## Congratulations!

You have come to the end of the English as 2<sup>nd</sup> Language section of the G12++.

Please wait quietly in your seat until time is up.

You will then receive further instructions.

### **If you wish to leave early:**

- Log out of the digital portal
- Inform the supervisor

Life Success Skills Section

# Life Success Skills

## Skills tested in G12++

This is a map of the skills that each English question measures.

Core Skill	In more details...
Communication	Listening - receiving, retaining, and processing information and ideas
	Speaking - transmitting information and ideas
Creative problem-solving	Problem-solving - finding solutions to challenges
	Creativity - using imagination and generating new ideas
Self-management	Adapting - using tactics and strategies to overcome setbacks and achieve goals
	Planning - setting clear, tangible goals and devising a robust route to achieving them
Collaboration	Leadership - supporting, encouraging, and motivating others to achieve a shared goal
	Teamwork - working cooperatively with others to achieve a shared goal

**Welcome to the G12++ Life Success Skills section**

Here, you can show how comfortable you are in applying essential (soft) skills to potential scenarios.  
This section is based on the skillsbuilder.org framework.

You have 60 minutes to answer exam questions.

- All questions are multiple-choice questions, based on a short scenario.

**How can you do your best?**

Manage your time.

- Keep an eye on the timer.
- Don't spend too long on one question.
- If you feel stuck, flag the question, move on, and return to it later if you have time.

Use the tools provided:

- For this section, certain questions will provide helpful context with a glossary

Read questions carefully.

- Read the full question and all answer options.

Eliminate wrong answers.

- Eliminate options you think are wrong.
- Make a choice from the remaining options.

Choose the best option.

- There is only one correct answer.

Check your work.

- If you have time, go back and review your work.

Trust your reasoning!

- The G12++ tests how you think – not what you memorised.
- Use your logic and common sense.



I have read and understood the instructions

☐ Yes

☐ No

## Collaboration – Teamwork:

Your group gets a research project on renewable energy.

You committed to research solar power and present findings by Friday.  
But your group finds the technical content more complex than you expected.

You worry you do not have enough researched information ready.

What does acting with accountability **most** require here?

- ☐ sticking to the agreed method even if you do not achieve the goal
- ☐ finding an ethical way to do the detailed research you need
- ☐ submitting whatever research you can finish

**Key:** finding an ethical way to do the detailed research you need

**Core skill:** Collaboration

**Demand level:** D1



**Skills Builder**  
PARTNERSHIP

### Creative problem-solving – Creativity:

Your team has been asked to create a new training program for employees.

Before you start, your manager asks you to decide what "success" should look like for a creative training program.

#### Key:

Develop training content that 100% of participants say is "engaging and useful" in a post-training survey

Core skill: Creative problem-solving



Which of the following is the **best** example of success criteria for the creative training program?

- ☐ develop training content that 100% of participants say is "engaging and useful" in a post-training survey
- ☐ use creative and innovative techniques to design the training program
- ☐ copy a popular training program used by your competitor
- ☐ try to reduce 50% of costs of the training program by using creative techniques

### Creative problem-solving – Problem-solving:

You are a tutor at a training center that has low attendance.

When students do attend, many arrive without materials and seem unprepared. Class discussions are quiet, and very few students ask questions.

You started giving easier assignments, but attendance is still dropping.

What approach will **best** help you understand why students are not engaged?

- ☐ Design assignments that are even easier, to reduce pressure on students.
- ☐ Interview students to find out reasons for low attendance.
- ☐ Postpone giving assignments until attendance improves.
- ☐ Change the class subject because you feel the students are not interested in the current subject.

Key:  
Interview students to find out reasons for low attendance.

Core skill: Creative problem-solving

Demand level: D2





## Collaboration – Teamwork:

You work in a Customer Service team. Solutions for customers are taking a long time.

You've built good relationships with people in the Technical Support Team, who could help make things go faster.

So far, your manager has only looked for solutions inside your own team but is eager for ideas from you.

What is the **most** useful way to use networking to help find solutions in this situation?

- ☐ Build stronger relationships within your team.
- ☐ Try to make new connections in other teams.
- ☐ Use your current connections in other teams.
- ☐ Tell your manager they must accept help from others.

Key: Use your current connections in other teams.

Core skill: Collaboration

Demand level: D2



## Collaboration – Teamwork:

You are part of a study group.

Some teammates do good research and analysis.  
Others find this more difficult.

You want to help your teammates develop.

What is the **best** way for you to help your teammates improve?

- ☐ Do the difficult tasks for the teammates who are struggling.
- ☐ Show that you accept that some people are just better at research.
- ☐ Create ways for the group to share tips for building the needed skills.
- ☐ Suggest that the teammates join a study group that requires less research and analysis.

Key:

Create ways for the group to share tips for building the needed skills.

Core skill: Collaboration

Demand level: D3



## Congratulations!

You have come to the end of the Life Success Skills section of the G12++.

Please wait quietly in your seat until time is up.

You will then receive further instructions.

### If you wish to leave early:

- Log out of the digital portal
- Inform the supervisor



*Alsama*

